

Dear everyone,

You are getting this (the last of 2024's Newsletters) at the end of January 2025 and so I thought I'd speak of the New Year.

At Assembly at the start of the year, Ms Lizelle Montes, the Assistant Coordinator of the Middle School and also one of our English and History teachers for Grades 6 – 10, did a wonderful Assembly for the students on making the most of time. She used a clip from the film *Dead Poets Society* starring Robin Williams. (You can watch the clip using the link:



<https://www.youtube.com/watch?v=vi0Lbjs5ECI>) Permit me to piggyback on her message and add thoughts of my own.

The film is about how a poetry teacher helps his students make the most of life by making the best use of themselves. He helps students successfully reach within themselves to find direction and purpose and fulfilment. One of his lessons is the exhortation to seize the day (*Carpe diem!*) for today offers opportunities like possibly no other. (Remember the following?: *There are no birds in last year's nest. / Time and tide wait for no man. / I wasted time, and now doth time waste me.....*)

But do we get blasé about New Year resolutions? Or can we value ourselves by valuing time? How we spend our days is of course how we spend our lives – the last two maxims are borrowed ones – and perhaps it is never too late (even on this last day of January) to make a start towards just **one** important thing we need to say or do or achieve. Just one – to begin with. And then the second. And it doesn't stop even there...

What if we were to know that we had only a day or two more to live? Would we have regrets about things not said or done? Or would we feel that even though life's little candle has burned out early, we gave it our all and we could have humanly done not much more?

Far too many beautiful and precious dreams are expressed into the ether rather than into the harder but sweeter mill of action. May all of us do something significant, achieve something long-ignored that will make us look back eleven months from now and smile and say, "I am happy and proud. I had a good year – one like never before!"

All the very best to all of us.

Regards,

C P Joseph
PRINCIPAL

EVENTS

INTER-HOUSE DANCE COMPETITION



Grades 1, 2 and 3 Inter-House Dance Competition at The Gera School was a spectacle of talent, creativity and festive joy. With the theme *"Rhythms of Celebration"*, the young dancers showcased their enthusiasm and vibrant energy as they represented their Houses in both solo and group categories. From the grace of Diwali lights to the vibrant beats of Navratri, from the joy of Christmas carols to the dynamic rhythms from festivals around the world, every dance resonated with cultural pride.

Congratulations to all the participants for their incredible performances and for bringing the *Rhythms of Celebration* to life.

CHRISTMAS SPECIAL

The Christmas Special Assembly at TGS was a heartwarming celebration filled with the festive cheer and bliss of the season. Students across Grades came together to mark the significance of Christmas through vibrant performances that truly embodied the spirit of the festival. The Assembly featured melodious carol singing, captivating dance, and the beautifully enacted poetic play on the Nativity, highlighting the true essence of Christmas — love, hope, and togetherness. Adding to the festive spirit, every Grade contributed by decorating a sock, which was displayed as part of the Christmas décor, symbolizing unity and celebration. This special Assembly was a wonderful reminder of the joy and warmth

that the holiday season brings, leaving everyone with smiles and festive cheer to carry forward.



WINTER FETE

The TGS Winter Fete continues to be a cherished tradition, bringing together the school community for a morning filled with joy and purpose. This year was no exception, as Students, Staff and Parents united for a noble cause, embracing the spirit of togetherness and generosity. The event featured an array of exciting games that kept everyone

entertained, while the delectable spread of food options lovingly prepared by the Staff was a highlight for all attendees. From savoury delights to sweet treats, there was something for every taste bud. A special mention goes to the Student Council and the enthusiastic student volunteers, who displayed exceptional teamwork and responsibility. As the laughter and chatter echoed across the school, it was clear that the Winter Fete was not just about fun; it was a heartwarming reminder of the power of community coming together for a meaningful cause.





INDIA SPELLING BEE CONTEST



The school organised the India Spelling Bee contest for Grades 1 to 9 students on the 5th of December where all the students participated. The achievers and winners from each group will move on to the regionals.

SING ALONG

The Sing Along event held on 9th December 2024 for the Early Years was a delightful celebration



of music and talent. The event provided young students with the opportunity to showcase their musical abilities and perform renditions of some of their favourite songs. The stage

came alive with enthusiasm as students confidently sang, filling the atmosphere with joy and energy. This event not only allowed them to explore their love for music but also helped polish their stage presence and boost their confidence. Each performance reflected the hard work and excitement of the students, making the event a memorable experience for everyone present.



EARLY YEARS TELL A TALE EVENT

The Early Years Grades – Nursery, LKG, and UKG – came alive during the *Tell a Tale* event, where storytelling took centre stage. Students engaged in activities like storyboarding, story cards, and role-play, building narratives such as *The Three Little Pigs* and *Little Red Riding Hood*.

Using story cards, they explored sequencing and character roles, while role-playing brought their favourite characters to life with gestures, expressions, and dialogue. These activities sparked creativity, enhanced language skills, and fostered teamwork.

Adding a personal touch, some students brought their own storybooks to read aloud, sharing beloved tales while boosting confidence in narration.

The event was a joyful celebration of imagination, learning, and the magic of storytelling.



NEWS FROM THE SPECIALISTS

MUSIC

NURSERY

The Nursery students have learnt to sing the song “Jingle Bells”.

An introduction to basic beats was done with the help of a game where the students clapped only on the note and were silent on the rest. We also played a fun game, where the

students practised being energetic to fast music and relaxed to calm tunes.



LKG

LKG students joyfully learned Christmas songs like *Santa Claus is Coming to Town* and *Rudolph the Red-Nosed Reindeer*. To reinforce basic beats and notes, they engaged in a fun rhythm game during music class.

In percussion class, the students participated in a "follow the leader" activity, where the teacher clapped a rhythm, and the students listened and repeated it. They then practised this exercise with a partner on the Djembe, further enhancing their rhythm and coordination skills. The activities combined music, movement, and collaboration, making learning both engaging and festive!




UKG

UKG students learned the song *Jingle Bell Rock* in keeping with the holiday season spirit. They enjoyed learning the lyrics and melody and singing the song with enthusiasm, expression, and excitement.


In the following class, they attended an AV presentation showcasing traditional instruments and folk music from various cultures. The students were highly attentive and observant, engaging with the music and instruments they saw and heard.

Afterwards, we held a brief discussion, during which some students enthusiastically shared their own experiences and observations from their travels.



GRADE 1

Grade 1 students have been taught to sing the song, Oh Christmas Tree, and they love it. They also sang the Christmas song, Jingle Bell Rock. In the percussive classes, students were introduced to new rhythms namely, the March or 2/4 rhythm. They were then allowed to practise and explore this rhythm by themselves on percussion.



GRADE 2


Students of Grade 2 had many activities in their Music class this past fortnight. They finished learning the song, Twelve Days Of Christmas, and most of the students can sing it by heart. We then had singing competitions and a



karaoke singing session. This taught the students to face the public and be confident and sing. The students chose their own songs to sing. In the melody training classes, the students practised on finding the Middle C. Many students played melodies and phrases that they know or have learnt.

GRADE 3

Students of grade 3 went a step further in their melody music sessions. We had an open air music class. Students were taken out of the class setting and brought in a fresh change. They were taught the note D, where it is denoted on the music staff and in relation to the corresponding notes. They were also introduced to Chords and the notes that form Chords. We did singing exercises using vowels of the English alphabet.



GRADE 4

Students of Grade 4 have begun Term 3 with a bang, starting off this term, learning folk music. The popular Goan Dekhni song “Hanv Saiba Poltoddi Vetam” is being picked up well by most of the students. Through fun games and activities, we’ve also been reviewing previous concepts. We ended the year with some festive Christmas Carols.



GRADE 5

Students of Grade 5 have been introduced to Folk Music in term 3. We learned about the Mando and Dulpod, a typical Goan folk music style. We also began to explore notation in the treble clef, so far having learned the middle C and D. We also had some fun learning and singing Christmas Carols as we ended the year with music and laughter!



DANCE

NURSERY

With the start of Term 3, Nursery students are exploring the use of props in dance class to enhance their gross and fine motor skills. We began with simple scarves and fabrics, encouraging students to incorporate them into their free dance movements. The activity sparked creativity, as some students used their scarves in innovative ways—dangling them like bullfighters or waving them like flags – while others enjoyed copying their friends’ ideas. Excitement filled the room as everyone eagerly took turns dancing with their props, showcasing enthusiasm and



teamwork. This engaging activity brought music, movement, and imagination together in delightful harmony!

LKG

In LKG dance class, students were asked to use their scarves to imitate the movement of water which was sometimes moving rapidly and other times moving gently. We also took some time to learn a Christmas dance routine to “Santa Claus Rock” Although a part of it had some set choreography when we got to the instrumental part of the song, children were allowed to move freely and express themselves with gusto.



UKG

During their turn in Dance class, UKG students were invited to use scarves and follow a set choreography to *Jingle Bells*. Like performers in a Broadway show, the students had to sing the lyrics, dance, and perform a lively routine one at a time. Samara stood out for her exceptional ability to match the choreography and recall all the dance moves, earning well-deserved applause from her peers and teacher. The activity brought festive cheer while helping students build coordination, rhythm, and confidence on stage.



GRADE 1



Since it's Christmas time, students of Grade 1 have been learning a dance routine to the Song “Santa Claus Rock”. During the instrumental part of the song the students had to pair up and were taught how to position themselves when dancing with a partner and a comfortable handhold (how the leader has to turn the follower without twisting or hurting each other's arms). We learned two types of turns that were very fun to do and the students enjoyed dancing to the routine.

GRADE 2

In addition to learning the Santa Claus Rock routine, students in Grade 2 were taught that a Choreographer was a person who composes or sets the sequence of steps and moves for a performance of dance. Many had heard the term before but were not sure of what it meant. We then proceeded to choreograph the dance to another Christmas song by the Jonas Brothers. Everyone contributed a dance move, each to set up the routine and then we performed it all together.



GRADE 3, 4 & 5

Students of Grades 3, 4 and 5 are learning Hip Hop this term and were first given a brief introduction to the dance style as well as a summary of the history and origins of the dance before beginning with a few basic moves. The characteristic style of Hip Hop is its percussive bounce and although this dance style is a free style dance (unlike formal classical dances) it has evolved into a highly sought after and dominant style of dance seen in many music videos, concerts and dance competitions. Students have started by learning beginner dance moves like the Bounce, the Top Rocks and the Stomp.



DRAMA

NURSERY

The Nursery children are enjoying fun drama energizers, where they explore new body movements, facial expressions, vocal tones, and vocabulary. These activities allow them to express themselves creatively while developing important



communication skills. The highlight of the session was when the children had a blast showcasing their puppet character storytelling, bringing their imaginative tales to life. The energizers have been a wonderful way for the children to build confidence, creativity, and language skills in a playful environment.

LKG



The LKG children had an exciting time sharing their puppet character stories with the class. They were full of creativity, using their puppets to bring their stories to life with great animation and energy, perfectly matching the characters to their tales. It was a fun and engaging way for the children to express their imagination and storytelling skills.

UKG

The UKG children have been thoroughly enjoying dramatic impromptu activities. Together, we explored new body movements, mini monologues, vocal tones, and facial expressions. One of the highlights was our mystery bag drama activity, *It's Not What It Looks Like*, where the children had a blast using props to act out mini scenes from their imaginations. It was a fun, creative way to bring their stories to life!



GRADE 1

The students in Grade 1 have been engaged in an impromptu drama activity called Mystery Bag . It's not what it looks like.

The mystery bag activity is fun and an exciting activity which helps build confidence, spatial awareness, creative thinking, expression vocabulary and so much more. It's a power packed drama activity and the students had so much fun. With the help of props they were guided to create mini scenarios and character role play. The students were encouraged to use various body movements, vocal tones, creative imagination and

vocabulary to build a story around the prop. Each student got a turn to showcase their act while the rest of us practiced being the perfect audience.



GRADE 2



Grade 2 students are also learning and loving the mystery bag activity. The students used various props from the bag and enacted a scene based on the props they chose. The class was filled with fun and laughter. The students were guided to try out vocabulary, actions, body movement, vocal tones and expressions. They were encouraged to use creative dialogue and imagination. We are working towards partnering up and acting out the scenes together. The students are learning to work together as a team and improvise according to their props and characters.

GRADE 3



In Grade 3 the students were excited and jumped into the Mystery Bag activity. We enacted two versions of the Mystery Bag- “ It is what it is” and “ It's not what it looks like”. Using their creative imagination, body movements, expressions, vocal tones and sentences the students came up with fun characters and acted out various scenarios using the props. The students worked together in groups. They improvised and worked together to create and act out a scene using the props.

GRADES 4 & 5

A new term has begun and one of the activities we enjoyed in class was Story Cubes; which is a powerful tool to enhance creativity in drama class by fostering spontaneous thinking, problem-solving and collaboration. These dice-like cubes, typically featuring images, words or symbols on each side, encourage students to explore new ideas and construct stories in an imaginative and dynamic way. Story cubes help to inspire spontaneous storytelling, encourage group collaboration and explore different perspectives

Another fun activity was First Line Last Line which were given to the students and they had to create a story in between. Some were humorous while some outlandish but all extremely creative.

And last but not the least, our final class for December featured Christmas themed warm ups featuring stars, Christmas trees and snowflakes.



ART

NURSERY

The children had a fun and creative time making their own pumpkins using two different shades of orange paper. They learned the concept of overlapping as they carefully layered the pieces of paper to form the pumpkin's shape,



adding green leaves to complete the design. Each pumpkin turned out unique! This activity helped develop fine motor skills as the children carefully stuck the papers in place, all while sparking their creativity. The final pumpkins were a delightful display of the children's efforts and imagination.

LKG



In LKG, the children created beautiful sunflowers using paper cups. The teacher provided ready-cut pieces, and the children painted the cups bright yellow to bring their sunflowers to life. They then added mustard seeds in the centre and carefully glued them onto black paper to form the flower's details. This activity allowed the children to work with multiple materials, exploring different textures as they painted, glued, and arranged the components. It was a fun and creative way for the children to develop fine motor skills while learning about various materials and textures. They also supported each other, helping one another achieve better results.

UKG

UKG children enjoyed a fun paper-folding activity, using both hands to create delicate paper petals for their ongoing art project, which will be completed next week. This task not only fostered creativity but also helped enhance their coordination and fine motor skills.



Additionally, the children painted a vibrant bus and added imaginative landscapes in the background, showcasing their artistic flair. The project continues to evolve as the children explore new artistic techniques and ideas, bringing their creativity to life.



GRADE 1

Our Grade 1 students created beautiful Christmas Trees using water colours, exploring various tones and shades to add depth and creativity to their artwork. They practised their drawing skills while learning to make unique decorations for their trees. This hands-on activity allowed them to improve their colouring techniques and attention to detail, showcasing their progress in both art and imagination. The students enjoyed experimenting with colours, enhancing their artistic abilities while celebrating the festive spirit. It was a wonderful opportunity for them to express their creativity and learn through Art.

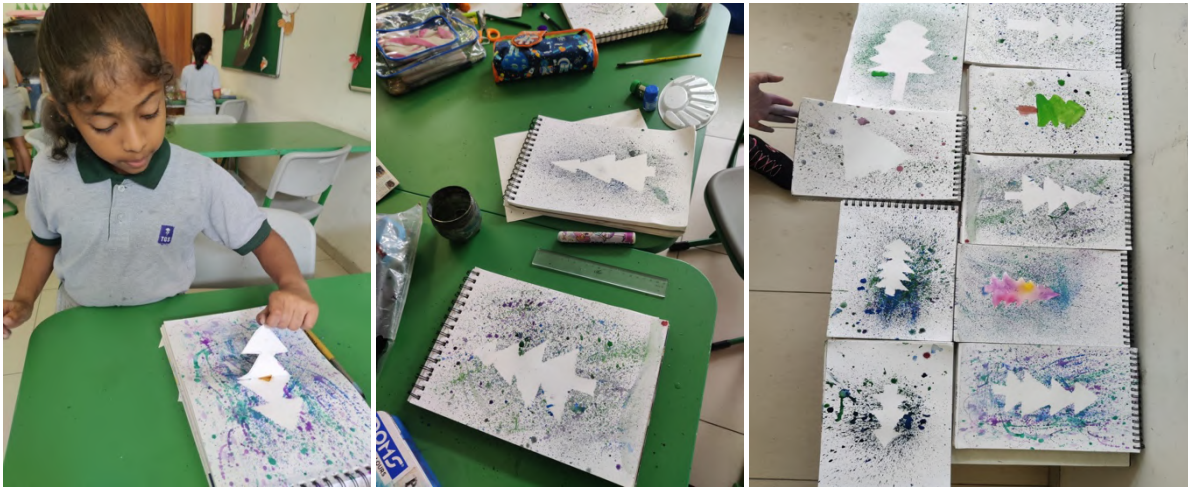


GRADE 2

Our talented Grade 2 learners explored a fun step-by-step drawing lesson to create adorable winter Penguins! They carefully followed each stage of the process, starting with simple shapes and lines to build their Penguins. Once their drawings were complete, they brought their Penguins to life by painting them with bright and cheerful colours.



GRADE 3



They experimented with spray painting and blending green, blue and purple tones to achieve beautiful, vibrant textures and silhouettes. This activity introduced students to the concept of negative space and layering in Art, helping them explore new methods of expression. The final artworks were eye catching and unique, capturing the essence of winter and the holiday spirit!

GRADE 4

Grade 4 learners explored the *De Stijl* art movement, inspired by Piet Mondrian's iconic style! They applied Mondrian's signature use of grids, bold black lines and primary colours to paint delightful owls. They began by sketching their owls, dividing the shapes into geometric sections and carefully filling them with red, yellow, blue and white. This activity helped them learn about balance, abstraction and precision in art while having fun with a modern twist. Their final pieces were vibrant, creative and beautifully structured!



GRADE 5

Grade 5 students had a fantastic time creating craft Christmas Trees, using small, intricate decorations to bring their designs to life. This hands-on activity helped them develop important skills, such as precise cutting and effective sticking techniques. They carefully measured and cut each piece, enhancing their attention to detail and fine motor skills. As they assembled their trees, students not only improved their craftsmanship but also enjoyed the creative process of making personalized decorations. It was a wonderful way for them to practise patience and focus while embracing the festive cheer.



CIRCLE TIME / LEADERSHIP CURRICULUM

GRADE 1

This fortnight, Grade 1 explored the topic of Anti-Bullying through an engaging video and interactive discussions, followed by role-plays to understand different types of bullying.



We also introduced the concept of Safety with questions like “What does being safe mean to me?” and “What is the safest place and why”? Students also participated in a fun Freeze Game where they responded to safety scenarios, showcasing their understanding with confidence and enthusiasm.

GRADE 2

In Grade 2, students explored the topic of Anti-Bullying through a video and thoughtful discussions. During a Sharing Circle, they shared their experiences related to bullying, and each story was met with a round of applause to encourage and support one another. This activity fostered empathy and helped students understand the importance of standing up against bullying.



GRADE 3



In Grade 3, students explored Anti-Bullying by watching a video and engaging in reflective discussions. They participated in a Sharing Circle, where they shared personal stories related to bullying and encouraged each other with supportive applause. The topic of Safety was also introduced through an interactive Freeze Game, where students practised responding to various safety scenarios, learning to make safe and responsible choices. This fortnight the students of Grade 3 explored the meaning and types of bullying. Bullying is a term easily misconstrued and often misrepresented. Clearing out those misconceptions was the focus for them.

GRADE 4

Even isolation and ignoring people are forms of bullying and the learners of Grade 4 discussed that and much more. Bullying is so rampant and so often part of society that children don't often realise what they are doing or experiencing is in fact bullying. We have just scratched the surface this fortnight and shall go deeper to get them to identify

inconsistencies in their own behaviour first, and then to help them keep themselves safe from bullying.



GRADE 5

Being able to take ownership of one's own behaviour is a step that not many adults are masters in either. In Grade 5, our learners are learning how to introspect and identify if any of their learnt



behaviours fall under the umbrella of bullying, a broad topic with a number of complexities that I feel our learners will learn a lot from.

ICT

GRADE 1

Our Grade 1 learners took a creative leap as they explored the design potential of Microsoft Word. They discovered that this versatile software isn't just for typing but also for creating visually appealing posters. A key highlight of their learning was mastering the use of the 'text box' tool, enabling them to add, position and format text effectively.



GRADE 2

Our Grade 2 learners travelled into the exciting world of online Scratch tools, sparking enthusiasm among them. During this introduction, they familiarized themselves with the various components of the Scratch interface and gained proficiency in accessing the online Scratch tool. In their exploration, students learned to craft the stage area by incorporating various Sprites and Backdrops. They successfully composed small scripts using output blocks such as 'Say' and 'Think' and input blocks such as 'Ask', enabling the sprites to communicate with the user.



GRADE 3

Our Grade 3 young coders have demonstrated their ability to design an adventurous game using Scratch, affirming their creative potential in the digital kingdom. Our budding game developers have been hard at work crafting a space adventure game using Scratch. In this immersive space game, players take control of a Rocketship using their mouse pointer and navigating through a cosmos teeming with stars and planets.



GRADE 4

Our Grade 4 learners displayed an exciting progress as they continue their coding



journey with Scratch, a dynamic platform for creative expression and problem-solving. In their latest exploration, our young coders delved into the world of Loops, mastering three different types: "forever," "repeat", and "repeat until". With enthusiasm and curiosity, they eagerly learned the intricacies of each loop type and how they contribute to the flow and functionality of their programs.

As part of their learning journey, learners designed an interactive program to practice multiplication tables. This program not only asks questions but also evaluates responses,

providing instant feedback on whether the answer is correct, a fun and an engaging way to reinforce their Math skills while coding!

GRADE 5



Our Grade 5 learners have been actively engaged in demonstrating their skills in Scratch. They not only showcased their ability to code but also demonstrated a deep understanding by re-using, modifying and re-purposing existing code to meet new sets of requirements. As part of their learning journey, learners designed a program where a Sprite takes a set of numbers, adds them and calculates their average, an impressive application of logic and coding concepts.


PRIMARY UPDATES

FRENCH

GRADE 1

Over the past fortnight, Grade 1 learners delved into expressing various emotions in French by responding to the question, "How are you"? They creatively illustrated these expressions on emojis and labelled them in French, making language learning both fun and interactive. Additionally, they participated in a brainstorming activity where they solved questions linking seasons with the weather in their own country, enhancing critical thinking and contextual learning. They have also started practising different expressions used while meeting and greeting in French which is helping them to enhance their

speaking skills. As the festive season approached, the learners thoroughly enjoyed singing Christmas songs and carols while discovering and identifying Christmas-related



vocabulary in French. These engaging activities combined creativity, cultural exploration

and language development, making the learning experience joyful and memorable for our young students.

GRADE 2

Over the past two weeks, Grade 2 learners embarked on an exciting journey to explore France, with a special focus on Paris. They learned about *La Manche* (the English Channel) and the *Eurostar* train that connects Paris and London. The learners also identified the Euro as France's currency and discovered iconic landmarks such as Notre Dame, the Arc de Triomphe, the Eiffel Tower, and the Louvre, among others. Additionally, they were introduced to traditional French food like baguettes and escargots, enriching their cultural awareness.



In a brainstorming activity, learners explored the connection between seasons and weather patterns in their own country. They also began practising various French expressions for meeting and greeting, which is helping to improve their conversational skills in the language.

As the festive season approached, the learners enthusiastically sang Christmas songs and carols while discovering and identifying French vocabulary related to the holiday. These engaging activities beautifully blended creativity, cultural exploration and language development, making the learning experience both enjoyable and memorable for them.

GRADE 3

This fortnight, Grade 3 students focused on *Les Saisons de l'Année* (The Seasons of the Year), learning vocabulary related to the four seasons: *printemps* (spring), *été* (summer), *automne* (fall), and *hiver* (winter). They practised describing the weather and activities associated with each season using simple French sentences, such as "Il fait froid en hiver" (It's cold in winter) and "il fait chaud en été" (It's hot in summer). The students also reviewed the vocabulary of seasons, colours and months of the year to reinforce their knowledge. In addition, they learned the French Christmas carol "*Vive le Vent*," focusing on



Christmas-related words like *Noël* (Christmas), *vent* (wind), and *neige* (snow). They performed the song with enthusiasm, gaining insight into its cultural significance in French-speaking countries. The lessons have strengthened both their vocabulary and speaking skills.

GRADE 4

Grade 4 students focused on *Les Saisons de l'Année* (The Seasons of the Year), learning the vocabulary for the four seasons: *printemps* (spring), *été* (summer), *automne* (fall), and *hiver* (winter). They practised describing the weather with expressions like *il fait froid* (it's cold) and *il fait chaud* (it's hot), and used simple sentences to talk about seasonal activities. Students also explored the vocabulary related to various weather conditions, such as *il fait beau* (it's nice weather) and *il y a du vent* (it's windy).


In addition to seasonal topics, students learned and performed the French Christmas Carol "*Vive le Vent*," enhancing their understanding of *Noël* (Christmas) and other festive vocabulary like *neige* (snow), *sapin* (fir tree), *lutin* (elf), and *cloches* (bells). These lessons helped students solidify their knowledge of French vocabulary related to weather, seasons and holidays while engaging in fun activities.

GRADE 5

Grade 5 students focused on *Les Saisons de l'Année* (The Seasons of the Year), learning vocabulary for the four seasons: *printemps* (spring), *été* (summer), *automne* (fall), and *hiver* (winter). They practiced using phrases like *il fait mauvais* (the weather is bad), *il y a du soleil* (it's sunny), and *il fait chaud* (it's hot) to describe the weather and seasonal activities. Students also explored the verb *faire* (to do/make), learning different expressions such as *faire une promenade* (to go for a walk), *faire un gâteau* (to bake a cake), and *faire des courses* (to do the shopping).

To reinforce their knowledge, students participated in vocabulary tests, reviewed seasonal weather conditions, and practised their reading comprehension through an unseen passage. Additionally, students engaged in fun activities like crossword puzzles and expressions such as *faire une promenade* (to go for a walk), *faire un gâteau* (to bake a cake), and *faire des courses* (to do the shopping).

To reinforce their knowledge, students participated in vocabulary tests, reviewed seasonal weather conditions, and practised their reading comprehension through an unseen passage. Additionally, students engaged in fun activities like crossword puzzles and matching exercises using Christmas vocabulary such *traîneau* (sleigh), *les guirlandes* (garlands), and *les cadeaux* (gifts). These lessons helped strengthen



their understanding of the seasons, weather, and festive vocabulary, while improving both their speaking and reading comprehension skills.

HINDI

GRADE 1

Learners participated in various activities integrating life skills with language learning. In Storytelling with emphasis on sounds, they practiced pronunciation of श, ष, स, and ह through phrases like "मुझे शलगम बहुत अच्छा लगता है" (श) and "हमें मिलजुलकर रहना चाहिये" (ह), improving communication and speech clarity. Flashcards with pictures linked words like शरबत, समोसा, and हल to images, enhanced their memory and visual skills.

The Word Sorting Game fostered analytical thinking as students sorted words into baskets. The Singing and Clapping Game improved coordination and teamwork through rhythmic learning. Sand Writing developed fine motor skills while Match the Word and Picture enhanced critical thinking by connecting words to images.




GRADE 2

Grade 2 learners enjoyed exploring चंद्रबिंदु (ँ) and बिंदु (ं) through creative activities. Storytelling with nasal-sound words like "चाँदनी रात में बूँदें चमक रही थीं" enhanced active listening and pronunciation. In the Listening and Repeating activity, students repeated words like चाँद, माँ (चंद्रबिंदु) and बंदर, सुंदर (बिंदु) to improve communication skills. A Visual and Drawing Activity had them draw and label objects like चाँद and मंदिर, fostering creativity. The Clap-and-Say Game sharpened focus and coordination, while a Group Word Hunt encouraged teamwork and critical thinking. Lastly, the Guess The Word activity strengthened problem-solving and recall. These interactive tasks blended language learning with essential life skills.

GRADE 3

Grade 3 learners explored the poem "सूरज और मुर्गा" through engaging activities that nurtured life skills. Recitation with expressions encouraged teamwork and communication as students performed with gestures, focusing on सूरज and मुर्गा. Role play fostered creativity and collaboration as they acted out scenes as the sun and rooster. In the drawing activity, students expressed themselves artistically by illustrating the poem. A Vocabulary Hunt built activity and Question and Answer sessions improved comprehension, while Hunt built activity and Question and Answer sessions improved comprehension, while Creative Writing sparked imagination with topics like "अगर सूरज न निकले तो क्या होगा?" A

Group discussion on the rooster's role at sunrise promoted critical thinking and real-world connections.



These activities seamlessly blended language learning with creativity, teamwork and self-expression.

GRADE 4

In Grade 4, learners explored the topic through engaging activities while developing essential life skills. In Letter-Writing Practice, learners learned the format and purpose of formal and informal letters by writing a mock letter inviting friends to a birthday celebration.



Through Vocabulary Building, they expanded their language abilities by learning words like चित्रकला (art), प्रतियोगिता (competition), कला (creativity), पत्र (letter), and निमंत्रण (invitation). The Creative Discussion encouraged critical thinking and self-expression as students shared ideas on themes they would choose for an art competition and their reasoning. In Problem-Solving Exercises, students practised conflict resolution by addressing situations from the chapter, improving decision-making and communication skills. These activities not only deepened their understanding of the topic but also equipped them with valuable competencies for real-life situations.

GRADE 5

In Grade 5, learners participated in interactive activities that enriched their understanding of the chapter while developing essential life skills. Story Narration with Reflection enhanced listening and critical thinking through discussions on गुलाब सिंह. Role-Play fostered teamwork and empathy as students enacted key events and moral lessons. In Discussion on Moral Values, students explored bravery, selflessness and responsibility by sharing real-life examples. The Writing Activity improved creative and analytical skills as they reflected on the importance of people like गुलाब सिंह and their inspirations. Vocabulary Building strengthened language skills through activities like matching games and crosswords. The Debate Activity encouraged critical thinking and articulation as students

discussed the importance of contributing to social service. These activities equipped students with skills like empathy, communication, decision-making and teamwork for real-life challenges.



P.E

NURSERY TO GRADE 5

Students are engaged in various activities for the upcoming Annual Sports Day. No more information can be given for now!!

LIBRARY

NURSERY

Picture Walk

During the Picture Walk, students were allowed to select books according to the kind of images they were told to look for. In addition to having fun, this assisted them in selecting books they enjoy.



LKG

Picture Walk During the Picture Walk, students were allowed to select books according to the kind of images they were told to look for. In addition to having fun, this assisted them in selecting books they enjoy.



GRADE 2

Book Sampling Each table had a variety of books, including non-fiction and fiction. Each learner was to go through the book in front of them for three minutes or until the timer went off. After three minutes, learners were instructed to leave the book in place and rotate to a new seat. After 20-25 minutes of playing the book sampling game, learners were given the opportunity to select one of the books they sampled to finish reading or check out. This aided the learners in selecting books from various genres.



NEWS FROM THE EARLY YEARS SECTION

NURSERY

LITERACY

As Term 3 begins, our Nursery students are making remarkable progress on their literacy journey. They have recently explored the letters F and O through engaging and hands-on activities. To reinforce the sound of the letter F, students traced the

letter and crafted cheerful paper frogs, bringing the learning to life. Similarly, the letter O was introduced with creative activities such as painting octopuses on paper plates and adding paper chains to complete the craft. The excitement continued as children traced the letter O in rangoli powder, a sensory activity that captured their interest and deepened their understanding of the sound and formation of the letter.



NUMERACY

With the start of Term 3, our young learners have eagerly embarked on exploring the concept of the number 8. Along with rote counting, they are developing a deeper understanding by quantifying the number 8 using manipulatives, which has helped reinforce their counting skills. To further enhance their learning, the students crafted adorable spiders using a number 8 template. This creative activity involved counting and attaching eight legs to their spider, blending numerical understanding with art. In addition to this, the learners were introduced to the concept of 'More' or 'Less.' Through engaging in group play activities, they worked collaboratively to compare quantities between groups and quickly identify which group had more or fewer objects.



The students have also been practising the *ABC pattern*, which strengthens their ability to recognize and continue simple patterns. These activities together provide a well-rounded, joyful learning experience for the students.



UNDERSTANDING THE WORLD

Kicking off Term 3, the students are enthusiastic about learning about farm animals. This engaging topic has allowed them to explore and identify various farm animals, understand their unique characteristics, recognize the sounds they make, and discuss their importance and uses in our daily lives. The highlight of this learning journey was the interactive



Farm Animals Trivia session, where the students enthusiastically shared their knowledge and discovered fascinating facts about farm animals. Adding to the excitement, they went on a fun farm animal hunt, where they explored and identified animals, describing them in simple yet expressive sentences. Their creativity shone brightly as they worked together

to create a farm scene. They thoroughly enjoyed this hands-on activity, which not only deepened their understanding of the topic but also fostered their artistic expression.

LKG

LITERACY

Students are actively developing their writing skills by focusing on perfecting the proper formation of letters. LKG students are actively developing their writing skills by focusing on perfecting the proper formation of letters. They are practising lowercase letters, paying close attention to starting points, direction, and spacing. Through guided tracing and freehand writing exercises, the children are gradually building confidence and precision.

NUMERACY

The students revisited the numbers from 1 to 50 and their corresponding number names from 1 to 20. They were introduced to the fundamental concepts of "more," "less," and "equal," brought to life through the captivating story of a very hungry crocodile, who opens its

mouth only when presented with larger numbers. This concept was further illustrated through vivid representations of both wild and



aquatic animals. To reinforce their understanding, the students were provided with beads in varying quantities, encouraging them to compare the sets and identify which had more, less, or an equal number of beads. These concepts were then applied practically in their workbooks, where they drew candles on a cake to compare numbers and correctly applied the relevant mathematical symbols. Additionally, the students were introduced to simple addition problems, which they diligently practised in both their notebooks and workbooks. Finally, they engaged in a hands-on matching activity, pairing flashcards with numbers to their corresponding number names.

UNDERSTANDING THE WORLD

The students have been exploring Planet Earth, their home, with great enthusiasm. They enjoy singing the "Seven Continents Song" and locating the continents on a world map. Their discussions have expanded to fascinating facts, such as the Maldives being the smallest country in Asia and Russia being the largest. Recently, they have begun learning about some iconic landmarks in Asia, sparking even more curiosity about the world around them.



UKG

LITERACY

The students of the UKG class explored the concept that certain sounds can be made by different letters. They learned that when the letters 'ph' come together, it makes the /f/ sound. Additionally, they were introduced to the concept of the soft c and soft g, where the letters c and g followed by e, i, or y produce the /s/ and /j/ sounds, respectively. To reinforce this learning, the students read words and solved worksheets that incorporated these phonetic rules.



Furthermore, tricky words such as any, many, more, and before were introduced. The students framed sentences using these words and made an admirable attempt to write them independently. To hone their reading skills, the students read sentences, comprehended their meaning, and creatively expressed their understanding by drawing pictures in their books. They also observed pictures, read related sentences, and filled in blanks by choosing the correct answers. This hands-on approach not only strengthened their phonics knowledge but also enhanced their reading comprehension and writing abilities, making it a fruitful and engaging learning experience for all.

NUMERACY

Over the past weeks, our young learners have explored various exciting concepts through interactive activities. They delved into data representation using pictograms and block graphs, learning to collect, visualise, and analyse information.

The children also explored mass and capacity through hands-on comparisons, identifying "heavier" and "lighter" objects and measuring capacity with non-standard units like cups and scoops.

They were introduced to measuring tools, practicing accurate observations and comparisons. Currently, they are mastering positional words such as "above," "below," and "next to" through engaging activities like the 'Director' game, which brings these concepts to life. These activities have sparked curiosity, encouraged logical thinking, and built a strong foundation for future learning.



UNDERSTANDING THE WORLD



Our young learners explored the exciting world of forces and movement. They discovered how objects move in different ways, such as spinning, rotating, bending, jogging, rolling, and more, helping them notice movement all around us. The children observed how things like humans, toys, and objects move differently based on their shape and the force applied. Through experiments, they learned that objects move faster and farther on an inclined plane, sparking curiosity about speed and direction.

We also explored how air can make things move and observed how animals move in unique ways, like walking, hopping, or flying. A fun activity with rubber bands allowed the children to see push and pull forces in action, just like a catapult.

The highlight of the week was our visit to the Goa Science Center, where the children explored interactive exhibits about Push and Pull forces. They saw how forces can start, stop, or change the movement of objects. This hands-on experience brought their learning to life!

PRIMARY UPDATES

NEWS FROM EACH GRADE

GRADE 1

ENGLISH



Over the course of this fortnight, the little enthusiasts of Grade 1 have learnt the features of poetry and further identified patterns in poetry. The little poets have put their knowledge of poetry to the test by using rhyming words and rhyming schemes to craft their own short poems. This grade crafted an assorted lot of poems just like a box of assorted Christmas sweets.

MATH

Our Grade 1 students have been diving into the exciting world of telling time! Through



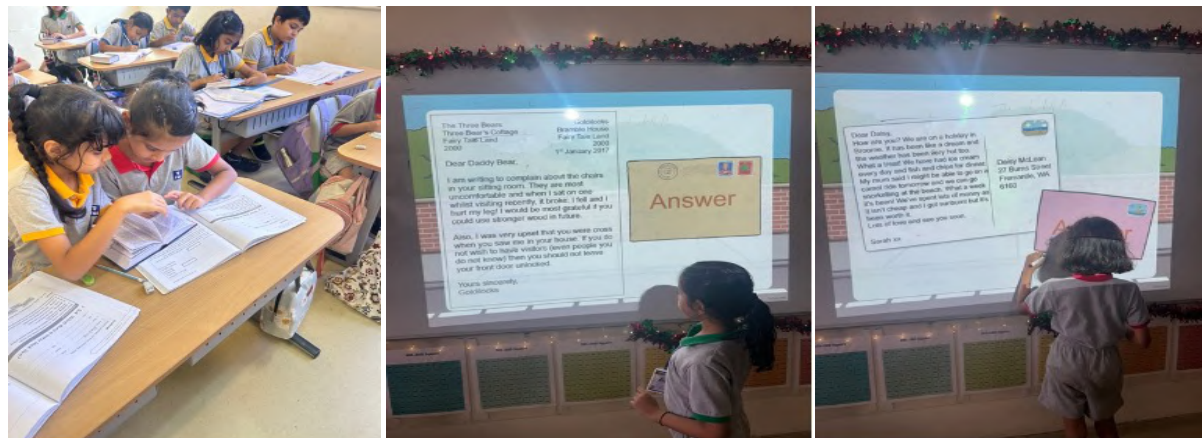
engaging lessons, games and hands-on activities, they have mastered reading the clock to the hour, quarter past, half past and quarter to. They have also learnt to tell time in 5-minute intervals, enhancing their understanding of both analogue and digital clocks. By practising with worksheets, interactive games and real-life scenarios like identifying times in their daily routines, our students are developing essential time-telling skills with enthusiasm and confidence.

SCIENCE



This week, our young scientists delved into the fascinating chapter *"Animals and Their Young."* They identified similarities and differences between adult animals and their young, fostering their observation and analytical skills. Venturing outdoors, the learners explored the campus to discover various living creatures in their natural environment. They were introduced to data recording using tally marks, a fun and an interactive way to organize information. The data was then transformed into colourful bar charts, enhancing their understanding of graphical representation. Through this hands-on experience, the learners combined Science, Math and critical thinking to deepen their understanding of the natural world.

GRADE 2 ENGLISH



This month, we focused on the importance of communication! Learning how to express our thoughts clearly is essential and letter writing is a wonderful way to connect with others. We explored different types of letters, like friendly and formal letters and practiced writing them with all the correct parts: Heading, Greeting, Body, Closing and signature. We also improved our grammar skills by learning about homophones (words that sound the same but have different meanings), prepositions (words that show location) and multi-clause sentences (to add more details to our writing). Effective communication helps us share ideas and build stronger connections!

MATH

"Without Mathematics, there's nothing you can do. Everything around you is Mathematics. Everything around you is numbers." – Shakuntala Devi

Our Grade 2 mathematicians are advancing their skills in division! They've learned that division is repeated subtraction and that it undoes multiplication. They can now divide 2-digit numbers by a single digit using the long division method and have also mastered finding the dividend when the quotient and divisor are given. Keep up the fantastic work, young learners!



SCIENCE

Our Grade 2 Scientists journeyed to the moon! 🌕 They learnt that the Moon is Earth's closest neighbour in space, with no air, water or life. Its surface has **craters**, **mountains**, and **plains**. They discovered that the Moon orbits Earth, completing one round in about **27.3 days**, and also rotates on its axis. This synchronized motion means we always see the same side of the Moon! Students explored how the Moon's phases change based on its position relative to Earth and the Sun.



GRADE 3

ENGLISH


Students of Grade 3 explored figurative language used in different types of poems. Understanding features of poetry they were able to write their own colour poems, Kennings and poems with rhyming patterns. One of the seven most important skills of



promoting literacy is supporting oral development. Reading poetry aloud, just like reading other genres aloud, can help children improve their literacy skills. When kids read aloud, they think more deeply about the sound of words they're saying and therefore improve their reading skills.

MATH


Grade 3 learners worked on understanding fractions and how they are an important part of our everyday world. Working out how we can actually find a



fraction of a number, for example, one fourth of 48 would be dividing 48 into 4 equal parts or looking at models to understand how $\frac{5}{10}$ is the same as $\frac{1}{2}$. Learners are now able to find a fraction of a number or find equivalent fractions for a given fraction.

SCIENCE

This week, our students embarked on an exciting journey to understand the science of light. They explored how light travels in straight lines by drawing and labelling diagrams of light rays originating from a light source. Through hands-on activities, students discovered how light reflects off surfaces and how objects that are not light sources can be seen due to this reflection. They tested different materials to understand how light interacts with them, identifying which surfaces reflect light effectively. The importance of learning about light energy was highlighted as they discussed its role in enabling vision, supporting life on Earth and powering technologies. The curiosity and enthusiasm of our young scientists truly illuminated the classroom.



G.P.

This week, Grade 3 learners explored the fascinating history of the spice routes and the Silk Road, understanding how these trade networks facilitated the exchange of goods, particularly spices, and fostered cultural connections. Through discussions and critical thinking questions they gathered insight into *“What made spices like cinnamon and pepper so valuable?”*



and *“Why were people willing to travel such long distances for these items?”*. The session

sparked curiosity about the value of commodities and the adventurous spirit of ancient traders, leaving learners inspired by the rich history of global connections.

GRADE 4

MATH



This week, Grade 4 learners explored the concept of Ratios through a creative jewellery-making activity and discovered the importance of time duration in daily life. In the jewellery-making session, learners applied ratios practically by designing necklaces and bracelets with specific bead combinations (e.g., 3 red beads to 2 blue beads), blending math with creativity. They also practised calculating time duration, using clocks and timelines to measure the time taken for activities like crafting, recess and classroom sessions. This helped them understand elapsed time and convert between hours and minutes. Learners reflected on how these skills can be applied in their daily lives, from managing schedules to planning creative projects, making learning both practical and meaningful.


SCIENCE

Grade 4 students explored the wonders of *Seasons and Adaptations* in Science! They learned how Earth's tilt and orbit around the Sun cause seasonal changes, leading to variations in sunlight and weather across the year in both the hemispheres of the Earth. Through engaging activities, students observed how plants adapt by shedding leaves in fall to conserve water and energy, while animals survive winter through hibernation, like bears or migration, like geese and butterflies.



G.P.

Grade 4 learners have embarked on an exciting new chapter, Wildlife Wonders, where they are exploring the fascinating world of animals in the wild. They analyzed and evaluated the various threats faced by wildlife, uncovering the causes behind these challenges. Learners were introduced to key concepts like ecosystems and habitats, differentiating between the two and understanding their importance in maintaining biodiversity. They also investigated different threatened species, delving into the factors endangering them, fostering awareness and empathy for the natural world.



GRADE 5

MATH


This week in class, we embarked on a mathematical adventure like no other. The challenge? Multiplying three-digit numbers! Don't worry, there were no calculators harmed in the process; we relied entirely on brainpower, teamwork and a little help from our trusty building blocks.

Armed with colourful blocks, the students visualized and built their way to the answers

Quiz Whiz Fun: After the blocks had been stacked and the numbers crunched, it was time for the ultimate test—a lively quiz to see who could multiply the fastest!

What We Learned: Through these activities, the class demonstrated exceptional teamwork, resilience and creativity. Every student participated actively, showing us once again that learning is most effective when it's hands-on, collaborative and a little bit hilarious.

Looking Ahead: Next week, we'll dive deeper into practical applications of multiplication. Perhaps we might calculate the number of sprinkles on a donut or how many balloons it takes to lift a house!!



SCIENCE

Have you ever wondered why astronauts float in space or why you feel heavier when carrying a backpack? This week in our Grade 5 Science class, we explored the intriguing concepts of weight, mass and weightlessness to uncover the science behind these everyday mysteries.



To understand these concepts better, we conducted a fun and interactive activity where learners used spring balances to measure the mass of various objects, such as books and pens. Next, they used force meters to measure the weight of the same objects and noted the mass and weight in a table and calculated the weight using the formula. They discovered that the measured weight matched their calculations. We also discussed how gravity changes on other planets and how it affects weight. For example, the same object weighs much less on the Moon due to its lower gravity (1.6 m/s^2).

G.P.

Grade 5 Global Perspective: Exploring the Magic of Walt Disney!

Our young explorers in Grade 5 embarked on an enchanting journey into the world of Walt Disney this week in their Global Perspective class. And oh, what a journey it was! If there were ever a competition for the "Most Engaged Students in the Galaxy," our Grade 5 champs would win hands down.

We began with a biography session where the room buzzed with excitement. The story of Walt Disney—the boy with big dreams and even bigger ideas—captured everyone's imagination. From his humble beginnings, sketching on old paper to the creation of Mickey Mouse (now, who doesn't love Mickey?), our students couldn't get enough of his inspiring tale. One student even remarked, "Did Walt Disney know he was going to make *our childhood* so amazing?" An existential question for the ages, indeed! But the magic didn't stop there. Inspired by Disney's never-give-up attitude, the students moved headfirst into research. They scrutinized facts, pieced together timelines, and crafted articles about Disney's life and achievements.

The creative streak didn't end with writing. Armed with crayons, pencils and a mountain of imagination, the students brought Disney characters to life on the pages of their notebooks. From Mickey Mouse's cheerful grin to Elsa's icy elegance, their artwork would have made Walt himself beam with pride. One student humorously quipped, "I think I've drawn Mickey Mouse so many times, that he might start charging me rent!"

This delightful session wasn't just about biographies or art. It was about dreaming big, believing in oneself, and embracing creativity—the very ideals that Walt Disney stood for. As the students walked out of class, notebooks brimming with colourful sketches and articles, they didn't just carry paper and pencil; they carried a bit of Disney's magic in their hearts.

We have begun with a new unit in History - Evolution of Man. Students have started investigating how humans have evolved over millions of years using fossil records. This unit promises to spark curiosity and deepen our understanding of where we come from.



This brings us to the end of this Newsletter. The next Newsletter will be for the period 6th January to 25th January 2025.

Regards

The Gera School